



Arbor Parent Portal Guide

What is the Parent Portal?

The Parent Portal is our new digital platform for communicating with parents that is accessible to guardians on a laptop or computer. The Parent Portal will enable you to see the following:

- Data relating to your child (attendance)

What is the Parent App?

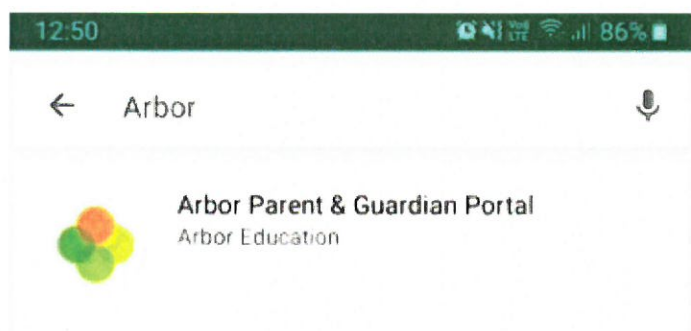
The Parent App is the mobile version of our Parent Portal, for use on mobile devices such as smartphones and tablets. If your school has switched on the Parent Portal, you can download the App and begin using it straight away.

How do I get started with the Parent App?

Downloading the Parent App

Android

Go to your Play store and search for 'Arbor'. Click the top option.




Click Install to download the Parent App. Once it has installed, click Open.

Arbor Parent Guide

IOS

Go to your App Store and search 'Arbor'. Click the top option. Click Get to download the Parent App.



Before you log in for the first time, please wait until your school has enabled the Parent Portal. You will not be able to log in until they have.

When your school enables Parent Portal and the Parent App, they will send you a welcome email to set your password. You won't be able to do this through the app, as the links in the reset password emails only work with a browser.

The welcome email from your school will contain your login details and a link that will take you to the browser version of the Parent Portal where you need to set up a password.

You can reset your password using a computer, or using a mobile browser on your phone or tablet.

We have included examples of messages so you know what to expect

Hi Pamela,

Welcome to Arbor! Arbor is using Arbor and has set up an account for you.

To finish creating your account, you just need to set a password. You can do this by going to login.arbor.sc, clicking on 'Forgotten Password?' and following the instructions on screen.

Your username is: gwyn.mabo@arbor-education.com

If you have trouble setting up your password or have general questions about the Parent Portal, visit [this Help Centre article](#). For any other queries, please contact Arbor.

All the best,
Arbor

Arbor Parent Guide

Click the link, then click 'Forgot your Password?' Add in your email address then click 'Reset Password'.

If you have a child at more than one Arbor school, you will be asked to select the appropriate school.

Forgot your password?

No problem! Just enter the email address associated with your account below, and we'll email you with a link to reset your password.

Reset password

You'll then receive another email. Click the link in this email to set your password.

We've just received a request to change your password on your Arbor account.

If you requested this password change, please click the link below to set your password:

<https://gwyn1.uk.arbor.sc/auth/change-password/id/2008/hash/MTBkNzlwOWMtMDg1MS00N2VjLWl3MzAtNGVmZTUwOGM3Yjc5LjE2MjA4MDkzMDE=>

Use your email address when you log in next time:

Username: gwyn.mabo@arbor-education.com

If you didn't ask to change your password, you can ignore this email. No changes will be made to your account.

All the best,

Team Arbor

Create your password. You will then be logged in when you click 'Create password'.

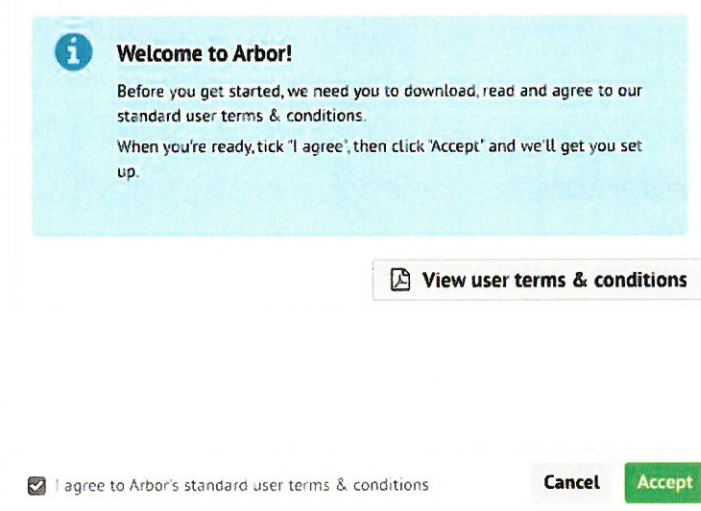
Create password

Create password

Arbor Parent Guide

Click to accept the terms and conditions.

Arbor System Terms of Use



Welcome to Arbor!

Before you get started, we need you to download, read and agree to our standard user terms & conditions.

When you're ready, tick 'I agree', then click 'Accept' and we'll get you set up.

[View user terms & conditions](#)

☒ I agree to Arbor's standard user terms & conditions

[Cancel](#) [Accept](#)

As a security precaution, you will then be asked to confirm one of your children's dates of birth. Once you click verify, you will be logged in.

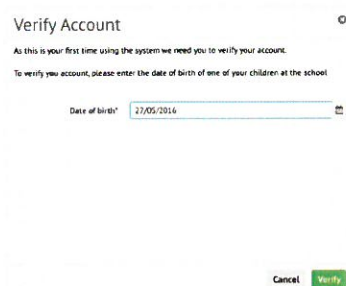
You can then close your browser and switch to using the app.

Logging in on the Parent App

Save your password and fill it in automatically using your phone's built-in Face ID, fingerprint scan or pin entry.

Top Tip: You will need to download the latest version from the app store to use biometric login:

- The version number for iOS for biometric login is 24.1
- The version number for Android is 35 (24)



Verify Account

As this is your first time using the system we need you to verify your account.

To verify your account, please enter the date of birth of one of your children at the school.

Date of birth:

[Cancel](#) [Verify](#)

Arbor Parent Guide

When you open the app for the first time, you'll be prompted to add in your email address and password.

The 'Remember My Password' box will be ticked by default but you can untick it if needed. This allows Arbor to remember your password the next time you log in.



Welcome to Arbor

Let's find your school

Enter your email address

gb@arbor-mail.com

Enter your password

☒ Remember my password

Log in

[Forgotten password?](#)

i **Having issues logging in?**

[Please press here](#) to see our troubleshooting article.

Version number: 0.9.353

Make sure both your email address and password are correct, or you'll receive this message.

Incorrect email address or password

CLOSE

Arbor Parent Guide

When your email address and password are correct, Arbor will check your biometric details - either by Face ID, fingerprint scan or pin entry.

- Once the check is successful, biometric login will be enabled for the next time you log in, and you won't need to input your Arbor password.
- You need to ensure one of these options is enabled to be able to save your password, or you'll need to untick the box.

☒ Remember my password

Log in

You need to have a pin, fingerprint or facial recognition enabled on this device to save your password

Next you'll need to select your school. If you have accounts on more than one school, there'll be a tick next to any schools your password works for.

- Click on a school with a tick to be logged right in.
- Click on a school without a tick to input your alternative password for that school.

< Select School

Waterford Primary School
W10 5BN, London, GBR

Select School

Pinewood Secondary
W10 5BN, London, GBR

Select School

Once you input your alternative password, it'll save this password for next time.

Select School

Waterford Primary School
W10 5BN, London, GBR

Your password is different for this school. Please enter the correct password.

Enter your password

Log in

Forgotten password?

Arbor Parent Guide

Once you input your alternative password, it'll save this password for next time.

Select School

Waterford Primary School

W10 5BN, London, GBR

Your password is different for this school. Please enter the correct password.

Enter your password

Log in

Forgotten password?

If you have more than one child at the school, please select the child you wish to view. Don't worry, you can select another child once you are logged in.

Who would you like to view?

Dennis Adams

Kimberly Adams

Below is a link to the Arbor website which includes an introduction to the Parent Portal for guardians.

https://support.arbor-education.com/hc/en-us/articles/212097029-A-quick-introduction-to-Arbor-for-guardians-and-parents#h_01HAPC98YQGHC30QF1BDQCYGT2

If you have any problems logging in, please contact the school office and a member of staff will be happy to assist you.

